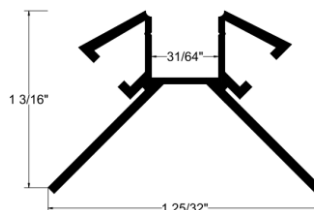


AA03OUT | Under-Tile, Outer Corner Ext.

BEULUX

AA03OUT will make your corners shine in a new light! Easy to be installed and mudded over, your corner transforms into a cool line of light, white or in colors. Can be compatible with L90 – L400, RGB, Tunable White. It is made of anodized aluminum and can be cut on site. To be installed without diffuser or with diffuser, AA99-SL



Product Detail

Extrusion:	AA03OUT
Material:	Extruded aluminum
Color:	Anodized silver
Size in Inch:	L 78 $\frac{3}{4}$ x W $\frac{31}{64}$ x H $1\frac{3}{16}$
Customization:	Cut to any length

Compatibility

Tapelight:	Maximum 400 lm/ft, RGB, TW
Lens:	Satined, 90° Lens
Accessories:	End cap, 90° End cap
Connector:	Connector, cable, power feed
Power Supply:	Dimming, Non-Dimming

Compatible Lens



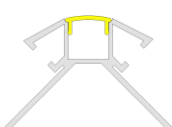
AA99-SL
Satined lens
PMMA, 82% transmission



AA99-SL90
90° Satined lens
PMMA, 82% transmission

AA03OUT Extrusion + Lens

Satined Lens



AA03OUT + AA99-SL

90° Satined Lens



AA03OUT + AA99-SL90

Compatible Accessories

End Cap



AA03OUT-EC

90° End Cap



AA03OUT-EC90

Tape Light

Output	IP Rating	Color Temp
L90 = 90 lumens/ft L180 = 180 lumens/ft L270 = 270 lumens/ft L400 = 400 lumens/ft	IP00 = Indoor IP66 = Outdoor	27 = 2700k 30 = 3000k 40 = 4000k
	IP00 = Indoor	35 = 3500k
RGB = Color Changing	IP00 = Indoor IP66 = Outdoor	None
TW = Tunable White	IP00 = Indoor IP66 = Outdoor	27-40 = 2700k-4000k

Technical Information

Output	L90	L180	L270	L400	RGB	Tunable White
LEDs/ft	36	36	36	36	18	72
Lumens/ft @ 4000K	90	180	270	400	Max 110	460
Consumption (watt/ft)	0.73	1.62	2.5	3.66	2.2	4.12
Efficacy @ 4000k (lm/watt)	123	111	108	109		111
CRI	>80	>80	>80	>80		>80
Voltage	24	24	24	24	24	24
Maximum run length	75'	47'	35'	25'	20'	30'
Customization increment	2"	2"	2"	2"	2"	2"

Ordering Code

Extrusion	Lens	Tapelight			Mounting	End Cap
AA03OUT	- SL	- L90	IP00	27		- EC
AA03OUT	SL - Satined Lens SL90 - 90° Lens	L90 – 90 lm/ft L180 – 180 lm/ft L270 – 270 lm/ft L400 – 400 lm/ft RGB - Color Changing TW - Tunable White	IP00 IP66	27 - 2700K 30 - 3000K 35 - 3500K 40 - 4000K		EC – End Cap EC90 - 90° End Cap

Power Supply

Model	Power	IP	Input	Output	Dimension (Inch) LxWxH
TR = Non-Dimming	50 = 50 watt	IP00	88-264V	24V	3.90 X 3.82 X 1.42
	75 = 75 watt				5.08 X 3.82 X 1.50
	100 = 100 watt				6.26 X 3.82 X 1.50
	150 = 150 watt				7.84 X 3.85 X 1.50
	12 = 12 watt	IP42	90-264V		3.03 X 1.57 X 1.14
	16 = 16 watt				3.03 X 1.57 X 1.14
	25 = 25 watt				3.31 X 2.24 X 1.16
	35 = 35 watt	IP67	90-264V		3.31 X 2.24 X 1.16
	20 = 20 watt				4.65 X 1.38 X 1.02
35 = 35 watt	5.83 X 1.57 X 1.18				
60 = 60 watt	6.40 X 1.67 X 1.26				
100 = 100 watt	7.48 X 2.05 X 1.46				
DTR =Dimming (0-10V)	16 = 16 watt	IP67	90-305V	24V	5.83 X 1.57 X 1.26
	25 = 25 watt				5.83 X 1.57 X 1.26
	40 = 40 watt				6.40 X 1.70 X 1.26
	60 = 60 watt				6.40 X 1.70 X 1.26
	90 = 90 watt				6.34 X 2.40 X 1.42
	100 = 100 watt				8.66 X 2.68 X 1.53
	120 = 120 watt				8.66 X 2.68 X 1.53
	150 = 150 watt				8.97 X 2.68 X 1.58
	185 = 185 watt				8.97 X 2.68 X 1.58
	240 = 240 watt				9.88 X 2.68 X 1.58
	320 = 320 watt				9.92 X 3.54 X 1.72
600 = 600 watt	11.02 X 5.67 X 1.91				
DTR – FP = Dimming (Forward Phase)	20 = 20 watt	IP67	120V	24V	4.92 X 1.97 X 0.77
	40 = 40 watt				4.92 X 1.97 X 0.77
	60 = 60 watt				4.92 X 1.97 X 0.77
	75 = 75 watt				4.92 X 1.97 X 0.77
	96 = 96 watt				4.92 X 1.97 X 0.77

Power Supply Ordering Code

Model	Power	IP	Description
TR	50	IP00	Non-Dimming, 50 watt, IP00, 88-264V output, 24V input
DTR	16	IP67	0-10V Dimming, 16 watt, IP67, 90-305V output, 24V input
DTR-FP	20	IP67	Forward Phase-Dimming, 20 watt, IP67, 120V output, 24V

Customization



Code	Description	Customization
T20-CUST	Tapelight Customizing	Cut tape to exact length (2" increments)
TL20-CUST	Tapelight Customizing + Lead Wires	Cut tape to exact length + solder 4' lead wire
E20-CUST	Extrusion Customizing	Cut tape & extrusion to exact length, installing tape, add strain relief, and solder 4' lead wire
E20-CUST-C	Extrusion Customizing Color	
E20IP68-1-CUST	Extrusion Customizing IP68 for 1-2 feet	
E20IP68-3-CUST	Extrusion Customizing IP68 for 3-4 feet	
E20IP68-5-CUST	Extrusion Customizing IP68 for 5-6 feet	

Connectors


CON-S
Splice connector



CON2-JC
Jumper Cable with
2" cable



CON20-JC
Jumper Cable with
20" cable



CON20-PF
Power feed for white
tapelight with 20" cable



CON20RGB-PF
Power feed for RGB
tapelight with 20" cable

