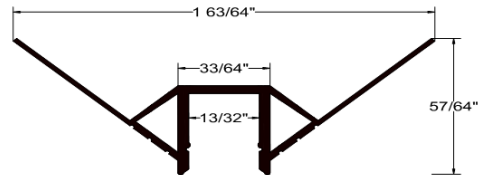



LB03OUT | Outer Corner Aluminum Ext.



LB03OUT will make your corners shine in a new light! Easy to be installed and mudded over, your corner transforms into a cool line of light, white or in colors. Can be compatible with L90 – L400, RGB, Tunable White. It is made of anodized aluminum and can be cut on site. To be installed without diffuser or with diffuser, LB03-SL



Product Detail

| | |
|----------------|--|
| Extrusion: | LB03OUT |
| Material: | Extruded aluminum |
| Color: | Anodized silver |
| Size in Inch: | L $78 \frac{3}{4}$ x W $33 \frac{3}{64}$ x H $57 \frac{1}{64}$ |
| Customization: | Cut to any length |

Compatibility

| | |
|---------------|------------------------------|
| Tapelight: | Maximum 400 lm/ft, RGB, TW |
| Lens: | Satined lens |
| Accessories: | End cap |
| Connector: | Connector, cable, power feed |
| Power Supply: | Dimming, Non-Dimming |

Compatible Lens



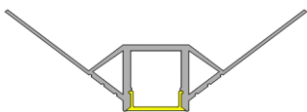
LB03-SL

Satined lens

PMMA, 82% transmission

LB03OUT Extrusion + Lens

Satined Lens



**LB03OUT +
LB03-SL**

Compatible Accessories

End Cap



LB03OUT-EC

Tape Light

| Output | IP Rating | Color Temp |
|--|---|---|
| L90 = 90 lumens/ft L180 = 180 lumens/ft L270 = 270 lumens/ft L400 = 400 lumens/ft | IP00 = Indoor IP66 = Outdoor | 27 = 2700k 30 = 3000k 40 = 4000k |
| | IP00 = Indoor | 35 = 3500k |
| RGB = Color Changing | IP00 = Indoor IP66 = Outdoor | None |
| TW = Tunable White | IP00 = Indoor IP66 = Outdoor | 27-40 = 2700k-4000k |

Technical Information

| Output | L90 | L180 | L270 | L400 | RGB | Tunable White |
|----------------------------|------|------|------|------|---------|---------------|
| LEDs/ft | 36 | 36 | 36 | 36 | 18 | 72 |
| Lumens/ft @ 4000K | 90 | 180 | 270 | 400 | Max 110 | 460 |
| Consumption (watt/ft) | 0.73 | 1.62 | 2.5 | 3.66 | 2.2 | 4.12 |
| Efficacy @ 4000k (lm/watt) | 123 | 111 | 108 | 109 | | 111 |
| CRI | >80 | >80 | >80 | >80 | | >80 |
| Voltage | 24 | 24 | 24 | 24 | 24 | 24 |
| Maximum run length | 75' | 47' | 35' | 25' | 20' | 30' |
| Customization increment | 2" | 2" | 2" | 2" | 2" | 2" |

Ordering Code

| Extrusion | Lens | Tapelight | | | Mounting | End Cap |
|----------------|-------------------|--|--------------|--|----------|--------------|
| LB03OUT | - SL | - L90 | IP00 | 27 | | - EC |
| LB03OUT | SL - Satined Lens | L90 – 90 lm/ft L180 – 180 lm/ft L270 – 270 lm/ft L400 – 400 lm/ft RGB - Color Changing TW - Tunable White | IP00 IP66 | 27 - 2700K 30 - 3000K 35 - 3500K 40 - 4000K | | EC – End Cap |

Power Supply

| Model | Power | IP | Input | Output | Dimension (Inch) LxWxH | | | | | | |
|------------------|--|--|---------|--------|--|---------|--|---------|---|------|------|
| TR = Non-Dimming | 50 = 50 watt 75 = 75 watt 100 = 100 watt 150 = 150 watt | IP00 | 88-264V | 24V | 3.90 X 3.82 X 1.42 5.08 X 3.82 X 1.50 6.26 X 3.82 X 1.50 7.84 X 3.85 X 1.50 | | | | | | |
| | 12 = 12 watt 16 = 16 watt 25 = 25 watt 35 = 35 watt | | | | IP42 | 90-264V | 3.03 X 1.57 X 1.14 3.03 X 1.57 X 1.14 3.31 X 2.24 X 1.16 3.31 X 2.24 X 1.16 | | | | |
| | 20 = 20 watt 35 = 35 watt 60 = 60 watt 100 = 100 watt | | | | | | IP67 | 90-264V | 4.65 X 1.38 X 1.02 5.83 X 1.57 X 1.18 6.40 X 1.67 X 1.26 7.48 X 2.05 X 1.46 | | |
| | DTR =Dimming (0-10V) | 16 = 16 watt 25 = 25 watt 40 = 40 watt 60 = 60 watt 90 = 90 watt 100 = 100 watt 120 = 120 watt 150 = 150 watt 185 = 185 watt 240 = 240 watt 320 = 320 watt 600 = 600 watt | IP67 | | 90-305V | 24V | | | 5.83 X 1.57 X 1.26 5.83 X 1.57 X 1.26 6.40 X 1.70 X 1.26 6.40 X 1.70 X 1.26 6.34 X 2.40 X 1.42 8.66 X 2.68 X 1.53 8.66 X 2.68 X 1.53 8.97 X 2.68 X 1.58 8.97 X 2.68 X 1.58 9.88 X 2.68 X 1.58 9.92 X 3.54 X 1.72 11.02 X 5.67 X 1.91 | | |
| | | DTR – FP = Dimming (Forward Phase) | | | | | | | 20 = 20 watt 40 = 40 watt 60 = 60 watt 75 = 75 watt 96 = 96 watt | IP67 | 120V |

Power Supply Ordering Code


| Model | Power | IP | Description |
|--------|-------|------|---|
| TR | 50 | IP00 | Non-Dimming, 50 watt, IP00, 88-264V output, 24V input |
| DTR | 16 | IP67 | 0-10V Dimming, 16 watt, IP67, 90-305V output, 24V input |
| DTR-FP | 20 | IP67 | Forward Phase-Dimming, 20 watt, IP67, 120V output, 24V |

Customization


| Code | Description | Customization |
|----------------|---|---|
| T20-CUST | Tapelight Customizing | Cut tape to exact length (2" increments) |
| TL20-CUST | Tapelight Customizing + Lead Wires | Cut tape to exact length + solder 4' lead wire |
| E20-CUST | Extrusion Customizing | Cut tape & extrusion to exact length, installing tape, add strain relief, and solder 4' lead wire |
| E20-CUST-C | Extrusion Customizing Color | |
| E20IP68-1-CUST | Extrusion Customizing IP68 for 1-2 feet | |
| E20IP68-3-CUST | Extrusion Customizing IP68 for 3-4 feet | |
| E20IP68-5-CUST | Extrusion Customizing IP68 for 5-6 feet | |

Connectors

CON-S
Splice connector



CON2-JC
Jumper Cable with
2" cable



CON20-JC
Jumper Cable with
20" cable



CON20-PF
Power feed for white
tapelight with 20" cable



CON20RGB-PF
Power feed for RGB
tapelight with 20" cable

