


VT03 | Pendant Aluminum Extrusion

BEULUX

VT03, together with diffuser VT03-SL creates a slim and very elegant pendant, but also makes for a slick surface mount fixture. Create lengths from “ to 78”, with minimalistic hardware and cords. Can be compatible with all BEULUX tape lights. It is made of anodized aluminum and can be cut on site. To be installed without diffuser or with diffuser VT03-SL.



Product Detail

Extrusion:	VT03
Material:	Extruded aluminum
Color:	Anodized silver
Size in Inch:	L 78 $\frac{3}{4}$ x W 1 $\frac{37}{64}$ x H $\frac{25}{64}$
Customization:	Cut to any length

Compatibility

Tapelight:	All Beulux Tape Light
Lens:	Satined lens
Accessories:	End cap, cable suspension, linear connector
Connector:	Connector, cable, power feed
Power Supply:	Dimming, Non-Dimming

Compatible Lens



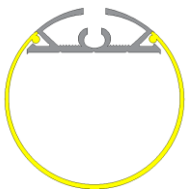
VT03-SL

Satined lens

PMMA, 82% transmission

VT03 Extrusion + Lens

Satined Lens



VT03 +
VT03-SL

Compatible Accessories

End Cap



VT03-EC

Linear
Connector



VT03-LC

Cable
Suspension



ZZ99-CS

VT03 | Pendant Aluminum Extrusion



Tape Light

Output	IP Rating	Color Temp
L90 = 90 lumens/ft L180 = 180 lumens/ft L270 = 270 lumens/ft L400 = 400 lumens/ft L610 = 610 lumens/ft L910 = 910 lumens/ft	IP00 = Indoor IP66 = Outdoor	27 = 2700k 30 = 3000k 40 = 4000k
	IP00 = Indoor	35 = 3500k
RGB = Color Changing	IP00 = Indoor IP66 = Outdoor	None
TW = Tunable White	IP00 = Indoor IP66 = Outdoor	27-40 = 2700k-4000k

Technical Information

Output	L90	L180	L270	L400	L610	L910	RGB	Tunable White
LEDs/ft	36	36	36	36	36	36	18	72
Lumens/ft @ 4000K	90	180	270	400	610	910	Max 110	460
Consumption (watt/ft)	0.73	1.62	2.5	3.66	5.85	8.78	2.2	4.12
Efficacy @ 4000k (lm/watt)	123	111	108	109	104	104		111
CRI	>80	>80	>80	>80	>80	>80		>80
Voltage	24	24	24	24	24	24	24	24
Maximum run length	75'	47'	35'	25'	18'	15'	20'	30'
Customization increment	2"	2"	2"	2"	2"	2"	2"	2"

Ordering Code

Extrusion	Lens	Tapelight			Mounting	End Cap
VT03	- SL	- L90	IP00	27	- CS	- EC
VT03	SL - Satined Lens	L90 – 90 lm/ft L180 – 180 lm/ft L270 – 270 lm/ft L400 – 400 lm/ft L610 – 610 lm/ft L910 – 910 lm/ft RGB - Color Changing TW - Tunable White	IP00 IP66	27 - 2700K 30 - 3000K 35 - 3500K 40 - 4000K	CS - Cable Suspension LC - Linear Connector	EC - End Cap

Power Supply

Model	Power	IP	Input	Output	Dimension (Inch) LxWxH
TR = Non-Dimming	50 = 50 watt	IP00	88-264V	24V	3.90 X 3.82 X 1.42
	75 = 75 watt				5.08 X 3.82 X 1.50
	100 = 100 watt				6.26 X 3.82 X 1.50
	150 = 150 watt				7.84 X 3.85 X 1.50
	12 = 12 watt	IP42	90-264V		3.03 X 1.57 X 1.14
	16 = 16 watt				3.03 X 1.57 X 1.14
	25 = 25 watt				3.31 X 2.24 X 1.16
	35 = 35 watt	IP67	90-264V		3.31 X 2.24 X 1.16
	20 = 20 watt				4.65 X 1.38 X 1.02
35 = 35 watt	5.83 X 1.57 X 1.18				
60 = 60 watt	6.40 X 1.67 X 1.26				
100 = 100 watt	7.48 X 2.05 X 1.46				
DTR =Dimming (0-10V)	16 = 16 watt	IP67	90-305V	24V	5.83 X 1.57 X 1.26
	25 = 25 watt				5.83 X 1.57 X 1.26
	40 = 40 watt				6.40 X 1.70 X 1.26
	60 = 60 watt				6.40 X 1.70 X 1.26
	90 = 90 watt				6.34 X 2.40 X 1.42
	100 = 100 watt				8.66 X 2.68 X 1.53
	120 = 120 watt				8.66 X 2.68 X 1.53
	150 = 150 watt				8.97 X 2.68 X 1.58
	185 = 185 watt				8.97 X 2.68 X 1.58
	240 = 240 watt				9.88 X 2.68 X 1.58
	320 = 320 watt				9.92 X 3.54 X 1.72
600 = 600 watt	11.02 X 5.67 X 1.91				
DTR – FP = Dimming (Forward Phase)	20 = 20 watt	IP67	120V	24V	4.92 X 1.97 X 0.77
	40 = 40 watt				4.92 X 1.97 X 0.77
	60 = 60 watt				4.92 X 1.97 X 0.77
	75 = 75 watt				4.92 X 1.97 X 0.77
	96 = 96 watt				4.92 X 1.97 X 0.77

Power Supply Ordering Code

Model	Power	IP	Description
TR	50	IP00	Non-Dimming, 50 watt, IP00, 88-264V output, 24V input
DTR	16	IP67	0-10V Dimming, 16 watt, IP67, 90-305V output, 24V input
DTR-FP	20	IP67	Forward Phase-Dimming, 20 watt, IP67, 120V output, 24V

Customization


Code	Description	Customization
T20-CUST	Tapelight Customizing	Cut tape to exact length (2" increments)
TL20-CUST	Tapelight Customizing + Lead Wires	Cut tape to exact length + solder 4' lead wire
E20-CUST	Extrusion Customizing	Cut tape & extrusion to exact length, installing tape, add strain relief, and solder 4' lead wire
E20-CUST-C	Extrusion Customizing Color	
E20IP68-1-CUST	Extrusion Customizing IP68 for 1-2 feet	
E20IP68-3-CUST	Extrusion Customizing IP68 for 3-4 feet	
E20IP68-5-CUST	Extrusion Customizing IP68 for 5-6 feet	

Connectors


CON-S
Splice connector



CON2-JC
Jumper Cable with
2" cable



CON20-JC
Jumper Cable with
20" cable



CON20-PF
Power feed for white
tapelight with 20" cable



CON20RGB-PF
Power feed for RGB
tapelight with 20" cable

