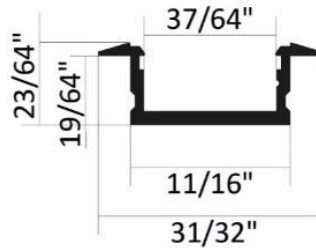


YT01 | Recessed Aluminum Extrusion

BEULUX

YT01 is a very small recessed extrusion but with great heat dissipation capabilities. Can be compatible with L90 – L400, RGB, and Tunable White. It is made of anodized aluminum and can be cut on site. To be installed without diffuser or with one out of the YT diffuser range YT99-SL, YT99-DL, YT99-CL.



Product Detail

Extrusion:	YT01
Material:	Extruded aluminum
Color:	Anodized silver
Size in Inch:	L 78 $\frac{3}{4}$ x W 1 $\frac{31}{32}$ x H $\frac{23}{64}$
Customization:	Cut to any length

Compatibility

Tapelight:	Maximum 400 lm/ft, RGB, TW
Lens:	Clear, drop, satined lens
Accessories:	Mounting clip, end cap
Connector:	Connector, cable, power feed
Power Supply:	Dimming, Non-Dimming

Compatible Lens



YT99-SL
Satined Lens
PMMA, 82% transmission



YT99-DL
Satined Drop Lens
PMMA, 82% transmission



YT99-CL
Clear Lens
PMMA, 93% transmission

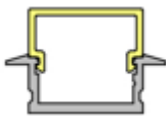
YT01 Extrusion + Lens

Satined Lens



YT01 +
YT99-SL

Drop Lens



YT01 +
YT99-DL

Clear Lens



YT01 +
YT99-CL


Compatible Accessories

Mounting clip



YT99-MC

End Cap



YT01-EC

Tape Light: (V) Vienna Product Line

Output	IP Rating	Color Temp
L90 = 90 lumens/ft L180 = 180 lumens/ft L270 = 270 lumens/ft L400 = 400 lumens/ft	IP00 = Indoor IP66 = Outdoor	CT27 = 2700k CT30 = 3000k CT40 = 4000k
	IP00 = Indoor	CT35 = 3500k
RGB = Color Changing	IP00 = Indoor IP66 = Outdoor	None
TW = Tunable White	IP00 = Indoor IP66 = Outdoor	CT27-40 = 2700k-4000k

Technical Information: Vienna Product Line

Output	L90	L180	L270	L400	RGB	Tunable White
LEDs/ft	36	36	36	36	18	72
Lumens/ft @ 4000K	90	180	270	400	Max 110	460
Consumption (watt/ft)	0.73	1.62	2.5	3.66	2.2	4.12
Efficacy @ 4000k (lm/watt)	123	111	108	109		111
CRI	>80	>80	>80	>80		>80
Voltage	24	24	24	24	24	24
Maximum run length	75'	47'	35'	30'	20'	30'
Customization increment	2"	2"	2"	2"	4"	2"

Ordering Code

Extrusion	Lens	Tapelight			Mounting	End Cap
YT01	- SL	- L90	IP00	CT27	- MC	- EC
YT01	SL - Satined Lens DL - Drop Lens CL - Clear Lens	L90 - 90 lm/ft L180 - 180 lm/ft L270 - 270 lm/ft L400 - 400 lm/ft RGB - Color Changing TW - Tunable White	IP00 IP66	CT27 - 2700K CT30 - 3000K CT35 - 3500K CT40 - 4000K	MC - Mounting Clip	EC - End Cap

Power Supply

Model	Power	IP	Input	Output	Dimension (Inch) LxWxH						
TR = Non-Dimming	50 = 50 watt 75 = 75 watt 100 = 100 watt 150 = 150 watt	IP00	88-264V	24V	3.90 X 3.82 X 1.42 5.08 X 3.82 X 1.50 6.26 X 3.82 X 1.50 7.84 X 3.85 X 1.50						
	12 = 12 watt 16 = 16 watt 25 = 25 watt 35 = 35 watt				IP42	90-264V	3.03 X 1.57 X 1.14 3.03 X 1.57 X 1.14 3.31 X 2.24 X 1.16 3.31 X 2.24 X 1.16				
	20 = 20 watt 35 = 35 watt 60 = 60 watt 100 = 100 watt						IP67	90-264V	4.65 X 1.38 X 1.02 5.83 X 1.57 X 1.18 6.40 X 1.67 X 1.26 7.48 X 2.05 X 1.46		
	DTR =Dimming (0-10V)	16 = 16 watt 25 = 25 watt 40 = 40 watt 60 = 60 watt 90 = 90 watt 100 = 100 watt 120 = 120 watt 150 = 150 watt 185 = 185 watt 240 = 240 watt 320= 320 watt 600 = 600 watt	IP67		90-305V	24V			5.83 X 1.57 X 1.26 5.83 X 1.57 X 1.26 6.40 X 1.70 X 1.26 6.40 X 1.70 X 1.26 6.34 X 2.40 X 1.42 8.66 X 2.68 X 1.53 8.66 X 2.68 X 1.53 8.97 X 2.68 X 1.58 8.97 X 2.68 X 1.58 9.88 X 2.68 X 1.58 9.92 X 3.54 X 1.72 11.02 X 5.67 X 1.91		
		DTR – FP = Dimming (Forward Phase)					20 = 20 watt 40 = 40 watt 60 = 60 watt 75 = 75 watt 96 = 96 watt	IP67	120V	24V	4.92 X 1.97 X 0.77 4.92 X 1.97 X 0.77 4.92 X 1.97 X 0.77 4.92 X 1.97 X 0.77 4.92 X 1.97 X 0.77

Power Supply Ordering Code


Model	Power	IP	Description
TR	50	IP00	Non-Dimming, 50 watt, IP00, 88-264V output, 24V input
DTR	16	IP67	0-10V Dimming, 16 watt, IP67, 90-305V output, 24V input
DTR-FP	20	IP67	Forward Phase-Dimming, 20 watt, IP67, 120V output, 24V

Customization


Code	Description	Customization
T20-CUST	Tapelight Customizing	Cut tape to exact length (2" increments)
TL20-CUST	Tapelight Customizing + Lead Wires	Cut tape to exact length + solder 4' lead wire
E20-CUST	Extrusion Customizing	Cut tape & extrusion to exact length, installing tape, add strain relief, and solder 4' lead wire
E20-CUST-C	Extrusion Customizing Color	
E20IP68-1-CUST	Extrusion Customizing IP68 for 1-2 feet	
E20IP68-3-CUST	Extrusion Customizing IP68 for 3-4 feet	
E20IP68-5-CUST	Extrusion Customizing IP68 for 5-6 feet	

Connectors


CON-S
Splice connector



CON2-JC
Jumper Cable with
2" cable



CON20-JC
Jumper Cable with
20" cable



CON20-PF
Power feed for white
tapelight with 20" cable



CON20RGB-PF
Power feed for RGB
tapelight with 20" cable

