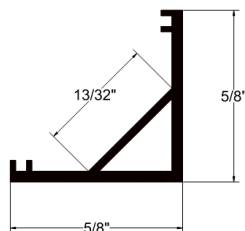


# JF04 | 45° Aluminum Extrusion

JF04 is a small 45° extrusion perfect for cove lighting, under cabinet lighting and fits into corners to be used as e.g. indirect backlight. Can be compatible with L90 – L400, RGB, Tunable White. It is made of anodized aluminum and can be cut on site. To be installed without diffusor or with one out of the JF diffusor range JF04-CL, JF04-SL, JF04-CL90, JF04-SL90.



## Product Detail

Extrusion:	JF04
Material:	Extruded aluminum
Color:	Anodized silver
Size in Inch:	L 78 3/4 x W 5/8 x H 5/8
Customization:	Cut to any length

## Compatibility

Tapelight:	Maximum 400 lm/ft, RGB, TW
Lens:	Satined, clear, 90° lens
Accessories:	End cap, mounting clip
Connector:	Connector, cable, power feed
Power Supply:	Dimming, Non-Dimming

## Compatible Lens



**JF04-SL**

Satined lens

PMMA, 82% transmission



**JF04-CL**

Clear lens

PMMA, 93% transmission



**JF04-SL90**

Satined 90° lens

PMMA, 82% transmission



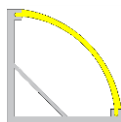
**JF04-CL90**

Clear 90° lens

PMMA, 93% transmission

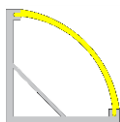
## JF04 Extrusion + Lens

Satined  
Lens



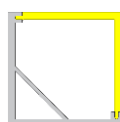
**JF04 +  
JF04-SL**

Clear  
Lens



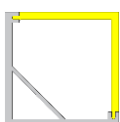
**JF04 +  
JF04-CL**

Satined  
90° Lens



**JF04 +  
JF04-SL90**

Clear  
90° Lens



**JF04 +  
JF04-CL90**

## Compatible Accessories

End Cap



**JF04-EC**

End Cap  
90° Lens



**JF04-EC90**

Mounting  
Clip



**JF04-MC**

## Tape Light

Output	IP Rating	Color Temp
<b>L90</b> = 90 lumens/ft <b>L180</b> = 180 lumens/ft <b>L270</b> = 270 lumens/ft <b>L400</b> = 400 lumens/ft	<b>IP00</b> = Indoor <b>IP66</b> = Outdoor	<b>27</b> = 2700k <b>30</b> = 3000k <b>40</b> = 4000k
	<b>IP00</b> = Indoor	<b>35</b> = 3500k
<b>RGB</b> = Color Changing	<b>IP00</b> = Indoor <b>IP66</b> = Outdoor	None
<b>TW</b> = Tunable White	<b>IP00</b> = Indoor <b>IP66</b> = Outdoor	27-40 = 2700k-4000k

## Technical Information

Output	L90	L180	L270	L400	RGB	Tunable White
LEDs/ft	36	36	36	36	18	72
Lumens/ft @ 4000K	90	180	270	400	Max 110	460
Consumption (watt/ft)	0.73	1.62	2.5	3.66	2.2	4.12
Efficacy @ 4000k (lm/watt)	123	111	108	109		111
CRI	>80	>80	>80	>80		>80
Voltage	24	24	24	24	24	24
Maximum run length	75'	47'	35'	25'	20'	30'
Customization increment	2"	2"	2"	2"	2"	2"

## Ordering Code

Extrusion	Lens	Tapelight			Mounting	End Cap
<b>JF04</b>	<b>- SL</b>	<b>- L90</b>	<b>IP00</b>	<b>27</b>	<b>- MC</b>	<b>- EC</b>
JF04	SL - Satined Lens CL - Clear Lens SL90 - Satined 90° Lens CL90 - Clear 90° Lens	L90 – 90 lm/ft L180 – 180 lm/ft L270 – 270 lm/ft L400 – 400 lm/ft RGB - Color Changing TW - Tunable White	IP00 IP66	27 - 2700K 30 - 3000K 35 - 3500K 40 - 4000K	MC - Mounting Clip	EC - End Cap EC90 - End Cap 90°

## Power Supply

Model	Power	IP	Input	Output	Dimension (Inch) LxWxH						
<b>TR = Non-Dimming</b>	50 = 50 watt 75 = 75 watt 100 = 100 watt 150 = 150 watt	IP00	88-264V	24V	3.90 X 3.82 X 1.42 5.08 X 3.82 X 1.50 6.26 X 3.82 X 1.50 7.84 X 3.85 X 1.50						
	12 = 12 watt 16 = 16 watt 25 = 25 watt 35 = 35 watt				IP42	90-264V	3.03 X 1.57 X 1.14 3.03 X 1.57 X 1.14 3.31 X 2.24 X 1.16 3.31 X 2.24 X 1.16				
	20 = 20 watt 35 = 35 watt 60 = 60 watt 100 = 100 watt						IP67	90-264V	4.65 X 1.38 X 1.02 5.83 X 1.57 X 1.18 6.40 X 1.67 X 1.26 7.48 X 2.05 X 1.46		
	<b>DTR =Dimming (0-10V)</b>	16 = 16 watt 25 = 25 watt 40 = 40 watt 60 = 60 watt 90 = 90 watt 100 = 100 watt 120 = 120 watt 150 = 150 watt 185 = 185 watt 240 = 240 watt 320= 320 watt 600 = 600 watt	IP67		90-305V	24V			5.83 X 1.57 X 1.26 5.83 X 1.57 X 1.26 6.40 X 1.70 X 1.26 6.40 X 1.70 X 1.26 6.34 X 2.40 X 1.42 8.66 X 2.68 X 1.53 8.66 X 2.68 X 1.53 8.97 X 2.68 X 1.58 8.97 X 2.68 X 1.58 9.88 X 2.68 X 1.58 9.92 X 3.54 X 1.72 11.02 X 5.67 X 1.91		
		<b>DTR – FP = Dimming (Forward Phase)</b>					20 = 20 watt 40 = 40 watt 60 = 60 watt 75 = 75 watt 96 = 96 watt	IP67	120V	24V	4.92 X 1.97 X 0.77 4.92 X 1.97 X 0.77 4.92 X 1.97 X 0.77 4.92 X 1.97 X 0.77 4.92 X 1.97 X 0.77

## Power Supply Ordering Code

Model	Power	IP	Description
TR	50	IP00	Non-Dimming, 50 watt, IP00, 88-264V output, 24V input
DTR	16	IP67	0-10V Dimming, 16 watt, IP67, 90-305V output, 24V input
DTR-FP	20	IP67	Forward Phase-Dimming, 20 watt, IP67, 120V output, 24V

## Customization



Code	Description	Customization
T20-CUST	Tapelight Customizing	Cut tape to exact length (2" increments)
TL20-CUST	Tapelight Customizing + Lead Wires	Cut tape to exact length + solder 4' lead wire
E20-CUST	Extrusion Customizing	Cut tape & extrusion to exact length, installing tape, add strain relief, and solder 4' lead wire
E20-CUST-C	Extrusion Customizing Color	
E20IP68-1-CUST	Extrusion Customizing IP68 for 1-2 feet	
E20IP68-3-CUST	Extrusion Customizing IP68 for 3-4 feet	
E20IP68-5-CUST	Extrusion Customizing IP68 for 5-6 feet	

## Connectors


**CON-S**  
Splice connector



**CON2-JC**  
Jumper Cable with  
2" cable



**CON20-JC**  
Jumper Cable with  
20" cable



**CON20-PF**  
Power feed for white  
tapelight with 20" cable



**CON20RGB-PF**  
Power feed for RGB  
tapelight with 20" cable

