

Flo-Mini Specifications

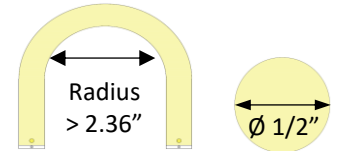


Flo-Mini is a versatile product as it bends in all axes and is 360° illuminated. The illumination is entirely uniform without any shadows or pixilation. The variety of mounting hardware enables multiple types of installations: mount directly to ceiling or wall, suspend or combine different mounting styles within the same run lengths. It can be field cut at any increments. Made from UV stabilized silicone & IP65 rated and therefore can be installed outdoors but should not be exposed to direct sunlight.

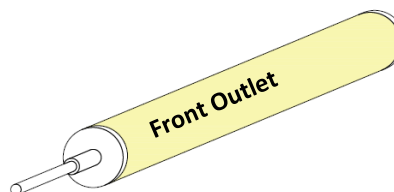




Architectural applications:

- Office
- Decorative
- Artistic



Max run length = 16.4 ft (24V) / 32.8 ft (48V)



Technical Information

Product	CCT	Output (lm/ft)	Consump. (watt/ft)	Efficacy (lm/watt)	CRI	Voltage	Max run length	Cut increment
Flo-Mini 24V	2700K	~ 205	2.9 W	~ 78	>90	24V	16.4'	0.98"
	3000K	~ 205	2.9 W	~ 78	>90	24V	16.4'	0.98"
	3500K	~ 205	2.9 W	~ 78	>90	24V	16.4'	0.98"
	4000K	~ 205	2.9 W	~ 78	>90	24V	16.4'	0.98"
Flo-Mini 48V	2700K	~ 205	2.9 W	~ 70	>90	48V	32.8'	1.97"
	3000K	~ 205	2.9 W	~ 70	>90	48V	32.8'	1.97"
	3500K	~ 205	2.9 W	~ 70	>90	48V	32.8'	1.97"
	4000K	~ 205	2.9 W	~ 70	>90	48V	32.8'	1.97"

Ordering Code


Example: FLO-M-D360IP65CT30-24V-S-8'
Flo Mini, IP65, 3000K, 24V, Side Outlet, 8ft

Flo-M-D360	-	IP65	-	CT30	-	24V	-	S	-	8'	-	MC
-------------------	---	-------------	---	-------------	---	------------	---	----------	---	-----------	---	-----------


Model	+	IP Rating	+	CCT	+	Voltage	+	Outlet	+	Length	Accessories
FLO-M-D360		IP65 Outdoor		CT27 2700K CT30 3000K CT35 3500K CT40 4000K		24V 48V		S Side F Front		Run Length	PC39 39" PC Tube MC Mounting Clip MP Mounting Plate

Accessories:

Flo-M-PC39
39" PC Tube



Flo-M-MC
Mounting Clip





Flo-M-MP
Mounting Plate



Flo-Mini Specifications – 24V



24V Power Supply Ordering Codes

DTR		+	60		+	IP67		DTR60IP67 - Dimming, 60 Watt, IP67					
MODEL		+	POWER		+	IP RATING		INPUT	OUTPUT	DIMENSION			
NTR Non-Dimming [UL Recognized]		50	50 Watt		IP00 Indoor		88-264V	24V	3.90 x 3.82 x 1.42				
		75	75 Watt						5.08 x 3.82 x 1.50				
		100	100 Watt						6.26 x 3.82 x 1.50				
		150	150 Watt						7.84 x 3.85 x 1.50				
		200	200 Watt						8.46 x 4.53 x 1.18				
		320	320 Watt						8.46 x 4.53 x 1.18				
		750	750 Watt						9.84 x 5.00 x 1.61				
		960	960 Watt						11.60 x 5.00 x 1.61				
		12	12 Watt						IP42 Indoor	90-264V	24V	3.03 x 1.57 x 1.14	
		16	16 Watt									3.03 x 1.57 x 1.14	
25	25 Watt		3.31 x 2.24 x 1.16										
35	35 Watt		3.31 x 2.24 x 1.16										
		20	20 Watt		IP67 Outdoor		90-264V	24V	4.65 x 1.38 x 1.02				
		35	35 Watt						5.83 x 1.57 x 1.18				
		60	60 Watt						6.40 x 1.67 x 1.26				
		100	100 Watt						7.48 x 2.05 x 1.46				
		150	150 Watt						7.52 x 2.48 x 1.48				
		240	240 Watt						9.61 x 2.68 x 1.53				
		320	320 Watt						9.92 x 3.54 x 1.72				
		DTR Dimming min 10% (0-10V) [UL Recognized]		16					16 Watt		IP30 Indoor	90-305V	24V
25	25 Watt			IP67 Outdoor	90-305V	24V	5.83 x 1.57 x 1.26						
40	40 Watt						6.40 x 1.70 x 1.26						
60	60 Watt						6.40 x 1.70 x 1.26						
90	90 Watt						6.34 x 2.40 x 1.42						
96	96 Watt						8.66 x 2.68 x 1.53						
120	120 Watt						8.66 x 2.68 x 1.53						
150	150 Watt						8.97 x 2.68 x 1.58						
185	185 Watt						8.97 x 2.68 x 1.58						
240	240 Watt						9.88 x 2.68 x 1.58						
320	320 Watt						9.92 x 3.54 x 1.72						
480	480 Watt		10.32 x 4.92 x 1.72										
600	600 Watt		11.02 X 5.67 X 1.91										
FPD Dimming min 1% (Forward Phase) [UL Recognized]		20	20 Watt		IP67 Outdoor	120V	24V	4.92 x 2.20 x 0.79					
		40	40 Watt					4.92 x 2.20 x 0.79					
		60	60 Watt					4.92 x 2.20 x 0.79					
		75	75 Watt					4.92 x 2.20 x 0.79					
		96	96 Watt					4.92 x 2.20 x 0.79					
FPD Dimming min 1% (Forward Phase) with junction box [ETL Listed]		20	20 Watt		IP14 Outdoor	120V	24V	5.60 x 2.00 x 2.14					
		40	40 Watt					5.60 x 2.00 x 2.14					
		60	60 Watt					6.62 x 2.58 x 2.33					
		96	96 Watt					6.62 x 2.58 x 2.33					
		150	150 Watt					9.80 x 3.00 x 2.74					
		200	200 Watt					9.80 x 3.00 x 2.74					
300	300 Watt		10.07 x 4.20 x 3.50										

Flo-Mini Specifications – 48V



48V Power Supply Ordering Codes

DTR	+	60	+	IP67	DTR60IP67 - Dimming, 60 Watt, IP67		
MODEL	+	POWER	+	IP RATING	INPUT	OUTPUT	DIMENSION
DTR Dimming min 10% (0-10V) [UL Recognized]		16 16 Watt 25 25 Watt 40 40 Watt 60 60 Watt 90 90 Watt 96 96 Watt 120 120 Watt 150 150 Watt 185 185 Watt 240 240 Watt 320 320 Watt 480 480 Watt 600 600 Watt		IP30 Indoor IP67 Outdoor	90-305V 90-305V	48V 48V	5.83 x 1.57 x 1.26 5.83 x 1.57 x 1.26 6.40 x 1.70 x 1.26 6.40 x 1.70 x 1.26 6.34 x 2.40 x 1.42 8.66 x 2.68 x 1.53 8.66 x 2.68 x 1.53 8.97 x 2.68 x 1.58 8.97 x 2.68 x 1.58 9.88 x 2.68 x 1.58 9.92 x 3.54 x 1.72 10.32 x 4.92 x 1.72 11.02 X 5.67 X 1.91






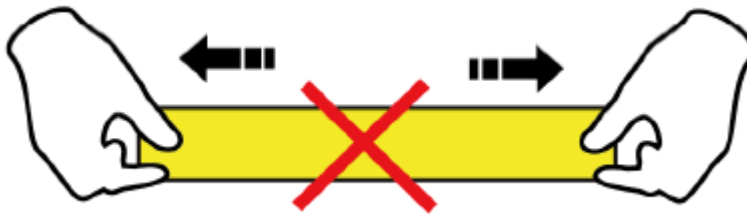
Caution

Warranty is VOID if any of the below are violated

Do not twist diameter < 4.5"



Do not stretch



Do not step on or put object on top



- ① Use a 24V DC isolated power supply to drive the neon lamp strip and the ripple wave of constant voltage source shall be less than 5%. Do not use RC voltage reduction or non-isolated power supply to drive the neon lamp strip.
- ② In actual applications, use only 80% of the power and keep 20% of the power supply to guarantee that sufficient voltage is available to drive the product.
- ③ Do not touch the AC power supply after power on to avoid an electric shock
- ④ Pay attention to the positive and negative poles of the wires during installation and whether the power supply conforms to required voltages to avoid damage
- ⑤ Avoid scratching, distortion and irregular bending of the product during installation; otherwise it may cause irreparable damage to the product.
- ⑥ Do not bend the strip into an arc with a diameter less than 4.5" to ensure the longevity and reliability, the bending diameter too small will damage the product itself
- ⑦ Exceeding maximum length will lead to overload heating and uneven brightness
- ⑧ Do not use any acid or alkaline adhesive to fix products (including not limited to glass cement, etc.)
- ⑨ Do not use in swimming pools or fountains

Warning: Avoid repetitive application by attaching and detaching of the LED tape to the surface during installation. It may lead to irreversible damage of the electrical circuit.

Warranty is VOID if any of the above are violated