

# RF & Wifi to DMX

## Beulux Code: CRF-DMX



### Feature

- User-friendly interface, easy and simple operation.
- Control up to 8 zones.
- Set 8 scenes at each zone.
- Operation return function.
- Preset 10 changing modes, with pause function.
- Synchronization function of pattern changes ensure consistent change forever.
- Control synchronously after installing software on iphone, ipad, android.
- Enable to dim brightness of each R, G, B, W channel, in order to mix millions of colors.
- Use with SR-2818 or IOS or android mobile.
- Memory function, remember the last color/scene.

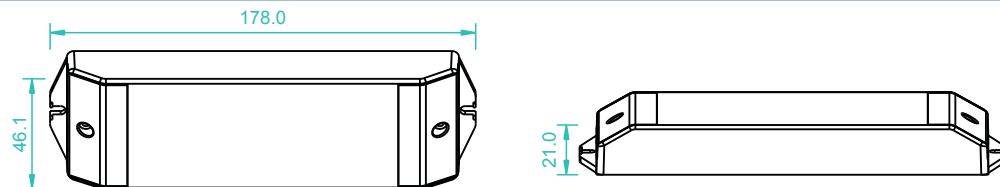
### Product introduction

2817 DMX Master is DMX signal output to connect DMX decoders. All of the DMX decoders could be remote controlled by the remote SR-2818, SR-2819, SR-2819S, SR-2820 etc. There are display board and button on the DMX decoders that we could set addresses. This DMX master suit for any DMX decoders want to be remote controlled.

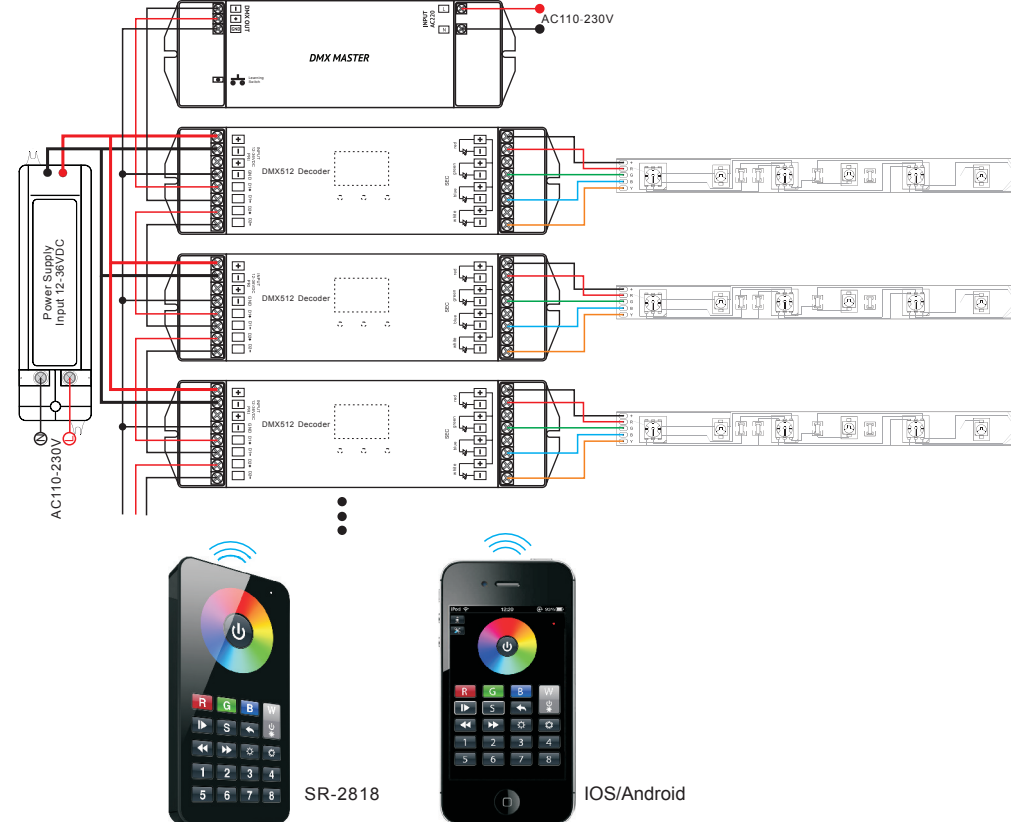
### Parameter

	Operation Voltage	Output	Remarks	DIMENSIONS ø/h (mm)
	110-220VAC	DMX512 Signal	Match SR-2818/ SR-2819S/SR-2819T8	57x178x21
	110-220VAC	DMX512 Signal	Match SR-2818/ IOS/Android	57x178x21

### Product Size



### Wiring diagram



### Operation

After you have wired all the masters and decoders according to Figure illustration you need to do the following:

#### 1. Learning ID by remote or IOS/Android software

- 1.1 Press the learning button on the master, the LED signal light will turn on.
- 1.2 Turn on the remote or IOS/Android software, touch the zone NO. and color wheel, once the signal light on the master flashed, signify that your master with remote or IOS/Android are paired.

**Delete ID:** Press the learning button 10s until the light off.

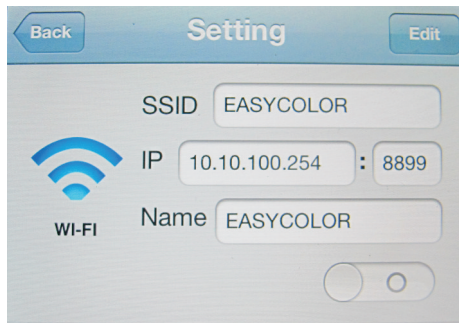
#### 2. Set Zones by DMX Addresses on decoders

SR-2816 has 8 zones, please set the connected DMX512 decoders' addresses as below:


DMX decoders' address 001 for zone 1, DMX decoders' address 005 for zone 2  
 DMX decoders' address 009 for zone 3, DMX decoders' address 013 for zone 4  
 DMX decoders' address 017 for zone 5, DMX decoders' address 021 for zone 6  
 DMX decoders' address 025 for zone 7, DMX decoders' address 029 for zone 8  
 Each zone can pair endless of dmx decoders if you set the address accordingly.

Note: How many zones can be controlled depend on the remote you choose. Such as if you choose SR-2818, it can control 8 zones. SR-2819 can control 6 zones, SR-2819s can control 4 zones.

## IOS or android system connection to the SR-2817Wi





a. Open wifi connection setting interface, connect your phone to EASYCOLOR network.

b. Open EASYCOLOR installed on the phone, press  to the setting interface, and enter the following:

SSID:

IP:

Name:  (the name you want or don't enter anything.)

c. Press button  to turn it on, and press button  to back to the main operation interface.

## Safety & Warnings

- 1) The product shall be installed and serviced by a qualified person.
- 2) IP20. Please avoid the sun and rain. When installed outdoors, please ensure it is mounted in a water proof enclosure.
- 3) Always be sure to mount this unit in an area with proper ventilation to avoid overheating.
- 4) Please check if the output voltage of any LED power supplies used comply with the working voltage of the product.
- 5) Never connect any cables while power is on and always assure correct connections to avoid short circuits before switching on.
- 6) Please ensure that the cable is secured tightly in the connector
- 7) For update information please consult your supplier.

## Warranty Agreement

1) We provide lifelong technical assistance with this product:

- 3-year warranty. We print date on every products, for example :1125 means year 2011, week 25. The warranty is for free repair or replacement and covers manufacturing faults only.

- For faults beyond the 3-year warranty we reserve the right to charge for time and parts.

2) Limited Warranty

- Any defects caused by wrong operation.
- Any damages caused by unauthorized removal, maintenance, modifying, incorrect connection and replacement of chips.
- Any damages due to transportation, vibration etc. after purchase.
- Any damages caused by earthquake, fire, lightning, pollution and abnormal voltage.
- Any damages caused by negligence, inappropriate storing at high temperatures and humidity or near harmful chemicals.
- Product has been updated

3) Repair or replacement as provided under this warranty is the exclusive remedy to the customer.